

LS0507HM

ELECTRIC SCISSOR LIFT

Comply with GB/CE/ANSI standard



Secure and Reliable

- Complied with GB/CE/ANSI and other standards;
- The main structural components are welded and electrophoretic automatically, which are rust resistant and durable;
- Standard height limit anti-collision rods for safer operation.

Intelligent and Efficient

- Full AC system, optimized matching of electrical and hydraulic design, with a 30% increase in endurance;
- Automatic display of fault codes for quick troubleshooting;
- Proportional decrease control, smooth and flexible operation;
- Large ground clearance, maximum gradeability 25%;
- Intelligent interconnection, real-time monitoring of working condition data.

Better Total Cost of Ownership

- The generalization rate of parts and accessories reaches 95%, and few categories of spare parts need to reserve;
- Maintenance-free AC motors;
- Low power alarm and other machine control systems+lithium battery management system (BMS), improving the life of battery.

Standard Features

- Proportional control
- Charging protection system
- Emergency descent function
- Folding guardrails
- Adjustable extension platform
- Tilt protection system
- Side anti-collision function
- Load sensor
- Automatic braking system
- Full actions alert
- Anti-trap function
- Emergency stop button
- Strobe lights
- Standard forklift holes
- Height limit rods

Options

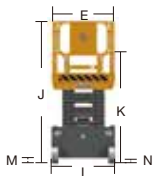
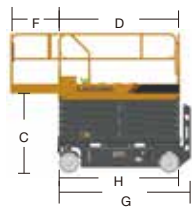
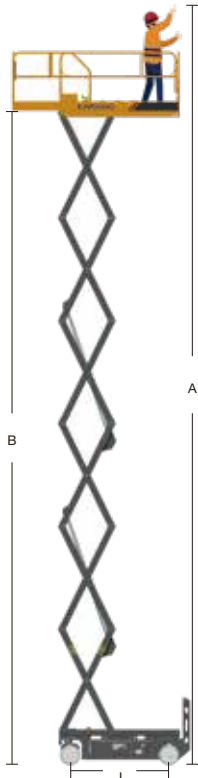
- Lithium battery
- 220V power on platform



LS0507HM >>>



Specifications



Item	Unit	LS0507HM
Size		
A - Max.Work Height	m	6.5
B - Max.Platform Height	m	4.5
C - Min.Platform Height	m	0.94
D - Platform Length	m	1.3
E - Platform Width	m	0.72
F - Max.Platform Extension Length	m	0.6
G - Machine Length	m	1.49
H - Machine Length(Without Ladder)	m	1.42
I - Machine Width	m	0.76
J - Machine Height (Rails Up)	m	2.03
K - Machine Height (Rails Down)	m	1.67
L - Wheelbase	m	1.15
M - Ground Clearance (Stowed)	mm	60
N - Ground Clearance (Raised)	mm	20
Performance		
Rated Load on Working Platform	kg	240
Safe Working Load on Extended Platform	kg	110
Max. Number of Workers(In door/Out door)	/	2/1
Drive Speed (Stowed)	km/h	3.4
Drive Speed (Raised)	km/h	0.7
Turning Radius (Inside)	m	0.25
Turning Radius (Outside)	m	1.6
Up/Down Time	s	23/21
Max.Gradeability	/	25%
Max. Working Slope (Lateral/Vertical)	°	X1.5°/Y3°
Tire size	mm	305×100
Power		
Battery	/	24V/100Ah
Lithium battery (optional)	/	24V/105Ah
Charger	/	24V15A
Traveling motor	/	24VAC/1.7kW
Weight		
Total Weight	kg	950



Height Limit Rods



AC Lifting Motor



Strobe Lights



Steering System



Extension Platform



Maintenance Bracket



Folding Guardrails



Max.Gradeability 25%